

self-locking rocking chairs

# Thera-Glide®

R, T and W Series (Wood and Oasis)

FOCUSED ON WHAT MATTERS



SPECIALTY  
HEALTHCARE  
SEATING



WOOD MODEL (W)



METAL MODEL (R)



TRANSITIONAL  
MODEL (T)



W-3 MODEL


MAINTAINING PATIENT AUTONOMY

# Thera-Glide®

## Self-locking rocking chairs

The Thera-Glide® glider has a place for itself in the healthcare world, both for its therapeutic effects and for its incredible functional and safety features. Its patented automatic immobilization mechanism keeps the chair fixed when getting up and allows rocking when the person is fully seated.

The system is easy, quiet and locks in any position. Depending on the model, its adjustment options and accessories, you can adapt the Thera-Glide® to meet your specific needs. It is easy to maintain thanks to the removable upholstery and the materials used in its design.



## TECHNICAL SPECIFICATIONS

	R Series – Decorative Metal			W Series – Wood and Oasis			T Series Transitional Style
	R-505 SMALL	R-605 REGULAR	R-705 LARGE	W-XXXX-17-XX SMALL	W-XXXX-20-XX REGULAR	W-XXXX-24-XX LARGE	
Total height	43" to 46" / 109 cm to 117 cm (Contemporary backrest)			44" to 47" / 112 cm to 119 cm (Contemporary backrest)			42 1/2" to 45 1/2" / 108 to 116 cm
Seat-to-floor height	Adjustable from 16" to 19" / 41 to 48 cm at 1" / 2.5 cm increments May vary depending on locking position at egress			Adjustable from 17" to 20" / 43 to 51 cm at 1" / 2.5 cm increments *May vary depending on locking position at egress			
Total width	22" / 56 cm	26" / 66 cm	29" / 74 cm	22" / 56 cm (W-1 / W-3) 22 1/2" / 57 cm (W-2)	26" / 66 cm (W-1 / W-3) 26 1/2" / 67 cm (W-2)	29" / 74 cm (W-1 / W-3) 29 1/2" / 75 cm (W-2)	27 1/4" / 69 cm
Seat width	16 1/2" / 42 cm	20 1/2" / 52 cm	23 1/2" / 60 cm	16 1/2" / 42 cm	20 1/2" / 52 cm	23 1/2" / 60 cm	22" / 56 cm
Seat-to-armrest height	8" / 20 cm			7" / 18 cm (W-1 / W-3) 8" / 20 cm (W-2)			7" / 18 cm
Depth	32" / 81 cm			33" / 84 cm			33" / 84 cm
Seat depth	Adjustable from 15" to 18" (38 to 46 cm)	17 1/2" / 45 cm standard or adjustable from 15" to 18" (38 to 46 cm) with R-C1 option	Adjustable from 15" to 18" (38 to 46 cm)	Adjustable from 15" to 18" (38 to 46 cm)	17 1/2" / 45 cm standard or adjustable from 15" to 18" (38 to 46 cm) with R-C1 option	Adjustable from 15" to 18" (38 to 46 cm)	18" / 46 cm
Backrest height	31" / 79 cm (Classic) 29" / 74 cm (Contemporary)						28" / 71 cm
Seat-backrest angle	Adjustable from 95 to 115 degrees	105 degrees standard or adjustable from 95 to 115 degrees with R-C1 option	Adjustable from 95 to 115 degrees	Adjustable from 95 to 115 degrees	105 degrees standard or adjustable from 95 to 115 degrees with R-C1 option	Adjustable from 95 to 115 degrees	105 degrees
Maximum weight capacity	300 lb / 136 kg		450 lb / 205 kg	300 lb / 136 kg		450 lb / 205 kg	350 lb / 159 kg
Weight	58 lb / 26 kg	61 lb / 28 kg	67 lb / 31 kg	57 lb / 26 kg	60 lb / 27 kg	66 lb / 30 kg	75 lb / 34 kg

Please note that the technical specifications are subject to change without notice.  
All dimensions ± 1/2" (1.3 cm).

# R Series

## Decorative Metal

(Available widths: 17", 20" and 24")

With its lifetime warranty metal structure, its Contemporary style backrest without overstitching and optional polyurethane armrests, the Thera-Glide® R model is a safe rocking chair that meets the strictest disinfection standards.



Contemporary style backrest for easy cleaning (Classic and Comfort Plus styles also available)

Elongated armrests for a better grip

Seat depth and backrest angle adjustment standard on 17" and 24" models, optional on the 20" Metal model

Fast and easy indexer height adjustments

# W-2 Series

## Wood


(Available widths: 17", 20" and 24")

The wood Thera-Glide® benefits from the warmth of wood with traditional style wood arms and legs, yet retains a robust and durable inner steel frame.

Five wood stains and two backrest styles are available to help ensure the wood Thera-Glide® blends in your environment.




CLASSIC BACKREST



Seat depth and backrest angle adjustment standard on 17" and 24" models, optional on the 20" Wood model

Height-adjustment is standard for optimal comfort

Anti-tips providing four-axis stability for easy and safe transfers



# T Series

## Transitional Style

(Single width: 22")

The Thera-Glide® Transitional provides all the safety features of our other rocking chairs. Its "transitional" design blends comfort, warmth and modernity and will prove to be a valuable asset for your interiors.

Our T Series is suitable for many people. Thanks to its easy-to-clean waterfall cushion, curved wooden armrests, adjustable height and maximum capacity of 350 lbs. (159 kg), the Thera-Glide® Transitional is a safe rocking chair ideal for the common areas of your residences.



Ornamental wood frame  
(see choice of W Series colours)

Upholstered side panels  
for a sleek, modern finish



Rocking mechanism  
manual lock (standard  
on all models)

Anti-tips providing  
four-axis stability for  
easy and safe transfers

# W-1 and W-3 Series

## Oasis

(Available widths: 17", 20" and 24")

Our new, fully upholstered self-locking OASIS gliders are offered in 2 configurations.

The W-1 model offers smooth styling with single stitching and metal legs with integrated rear wheels. An ideal combination for facilities where style is important and infection control is critical.

The W-3 offers the same modern styling with additional double-stitching and wooden feet. With its optional armrests made of wood, the W-3 is the perfect amalgamation of style, comfort and adjustability.



Locking mechanism built  
into the backrest

Robust  
metal legs

Rear transport wheels,  
ideal for the modern  
clinical care environment

Anti-tips providing  
four-axis stability for  
easy and safe transfers





# Rocking...

- + Significantly improves the quality of life for people experiencing a loss of autonomy.
- + Leads to a reduction in medication intake.
- + Therapeutically combats anxiety and depression in people with dementia and/or Alzheimer's<sup>1</sup>.
- + Provides significant benefits to newborns and their mothers<sup>2</sup>.

<sup>1</sup>{Child Study Center, School of Medicine, Yale University}. <sup>2</sup>{Watson, Wells and Cox, Rochester University, 1998}.

## OPTIONS AND ACCESSORIES

ITEM I	DESCRIPTION	R Series	T Series	W-1	W-2	W-3
R-C1	Adjustable seat depth and backrest angle 15" to 18" (38 to 46 cm) / 95 to 115 degrees	0	—	0*	0*	0*
R-C2	Upholstered side panels	0	—	—	—	—
R-C4	Adjustable height kit for 21" to 24" (53 to 61 cm)	0	—	—	—	—
R-C7	Polyurethane armrests	0	—	—	—	—
R-020	Gliding metal ottoman	0	—	—	—	—
R-030	Fixed metal ottoman	0	—	—	—	—
RA-01	Opaque activity tray	0	—	—	0	—
RA-02	Clear activity tray	0	—	—	0	—
RA-03	Lateral tray straps	0	—	—	0	—
RA-03A	Wrap-around tray straps	0	—	—	0	—
RA-04	Rear wheels	—	0	—	0	0
RA-09	Side storage bag	0	—	—	0	—
RA-10	1" (2.5cm) flattener seat insert	0	—	0	0	0
RA-13	Flattener seat wedge insert	0	—	0	0	0
RA-19	Universal perineal abductor kit with black fixing mat	0	—	0	0	0
RA-20	Backrest canvas for lateral trunk supports	0	—	0	0	0
RA-23	4" (10 cm) lateral trunk supports with backrest canvas	0	—	0	0	0
RA-24	6" (10 cm) lateral trunk supports with backrest canvas	0	—	0	0	0
RA-28-D	Undercarriage cover delete	—	—	0	0	0
RA-30	Solid wood armrest pair	—	—	0	—	0
RB-18	Cervical support	0	—	0	0	0
WOF-22	Upholstered wood ottoman with footboard	—	0	0	0	0
AC-04	Leatherette padded tray cover	0	—	—	0	—
Z-C8	PRE-CURE® PRO seat cushion	0	—	0	0	0

+ : Standard      0 : Optional      — : Not available

\* Optional on 20" and standard on 17" and 24".

## BASIC FEATURES

Thera-Glide® chairs come standard with vinyl upholstery. Silvertex vinyl, Cryptons as well as an almost infinite selection of coverings are available as options. Our customers can also provide us with their own fabric if needed. (COM).

## SERIES SPECIFICATIONS

DESCRIPTION	R Series	T Series	W-1	W-2	W-3
Extended armrests with ergonomic palm grips	+	+	0	+	0
Removable upholstery for easy cleaning	+	+	+	+	+
Automatic infinite position lock	+	+	+	+	+
Glide motion lock-out	+	+	+	+	+
Anti-tip side stabilizers	+	+	+	+	+
Rear wheels to aid moving	+	0	+	0	0
Adjustable seat height	+	+	+	+	+
Sinuous loop spring seat construction	—	+	—	—	—
Matching colour undercarriage cover	—	+	+	+	+

+ : Standard      0 : Optional      — : Not available

# our complete product range

## MAINTAINING PATIENT AUTONOMY



THERA-GLIDE®  
WOOD



THERA-GLIDE®  
METAL



THERA-GLIDE®  
TRANSITIONAL



THERA-GLIDE®  
OASIS ROCKING



THERA-GLIDE®  
OASIS STATIONARY



DYN-ERGO



EVOLUTION



NOMAD



VERSATILE



UTILITY

## COMFORT AND POSITIONING



COMP-POSITION



HARMONY



OPTIMUM

## ACCESSORIES



PRE-CURE® PRO  
CUSHION



ANTI-SLIP  
SURFACES

Visit our website or contact us for more details about our range of products.

lpa+

[lpamedical.com](http://lpamedical.com)

2527 Dalton avenue, Quebec (Qc) G1P 3S6 CANADA  
T 418-681-1313 1-800-663-4863 F 418-681-4488

Edited on 2023-01