

mobility chairs

Dyn-Ergo and Evolution S Series

FOCUSED ON WHAT MATTERS



SPECIALTY
HEALTHCARE
SEATING



DYN-ERGO S-150

Shown with 13" (SA-30)
wheels and optional Silvertex
Turquoise vinyl



EVOLUTION S-250

Shown in standard Naugasoft Cocoa vinyl
with removable/foldable footrests (SA-15),
optional cervical support (RB-18)
and thoracic support (SA-20)

MAINTAINING PATIENT AUTONOMY

Optima
PRODUCTS INC.

Dyn-Ergo and Evolution

mobility chairs

Standard adjustments

Optional Silvertex vinyl containing silver nitrate*
Available in several colours, it is an ideal material
to help combat the spread of infections

* Silver nitrate is recognized for its antibacterial properties

PRE-CURE® seat cushion composed of high resilience foam
and visco gel memory foam
This cushion is standard and is designed
to help prevent pressure sores

Adjustable Backrest
(95° to 115°)

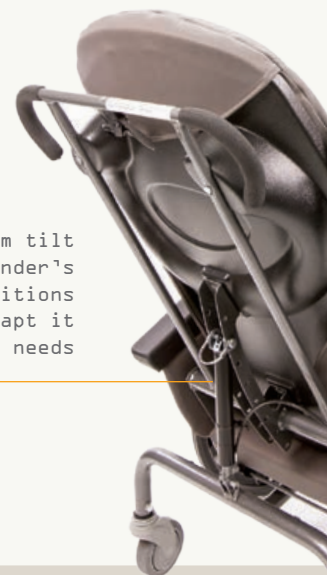
3 possible
armrest heights
(8", 8½" and 9½"
/ 20, 22 and 24 cm)

Seat depth
(13½" to 18" / 35 to 46 cm)

Seat height
S-150: 13½" to 18½" / 34 to 47 cm
S-250: 16" to 21" / 41 to 53 cm

20" central wheels for
instinctive mobility
(Model S-250)

The maximum tilt
of 34° and the cylinder's
8 adjustable locking positions
make it possible to adapt it
to most of the user's needs



Our mobility chairs...

- + Meet mobility and positioning needs and are an advantageous alternative to wheelchairs and/or bedroom armchairs.
- + Provide greater freedom of movement for patients at risk of falling and help reduce agitation for those with cognitive impairment.
- + Help maintain patient autonomy and simplify reassignment thanks to their multiple adjustments and accessories.
- + Facilitate social acceptance through their user-friendly appearance and comfort.



SA-10



SA-15




SA-30



SA-40



SA-50



SA-60



SA-130



SA-50



RA-23

OPTIONS AND ACCESSORIES

ITEM	DESCRIPTION	Dyn-Ergo	Évolution
SA-10	Swing-away and removable footrests	0	—
SA-15	Swing-away and removable footrests	—	0
SA-20	Structural lateral supports	0	0
SA-30	13" (33 cm) rear wheels with brakes	0	—
SA-40	Activity tray	0	0
SA-40-2	Activity tray with Lexan window	0	0
SA-50	Cervical support	0	0
SA-60	PRE-CURE® PRO cushion enabling insertion of specialty pressure management gels/foams	0	0
SA-70	Heel support loops	0	0
SA-75	Height-adjustable IV pole	0	0
SA-80	Adjustable Seat depth 15 1/2" to 20 3/4" (39 to 53 cm)	0	0
SA-90	Seat height increase adjustment option from 16 1/2" to 21 1/2" (42 to 55 cm). Incompatible with option SA-30	0	0
SA-120	Full-width padded footrest (requires option SA-10 or SA-15)	0	0
SA-130	Adjustable elevating leg rest (sold individually or as a pair)	0	0
SA-215	Adjustable tension backrest	0	0
RA-03	Lateral tray straps	0	0
RA-03A	Wrap-around tray strap	0	0
RA-19	Perineal abductor with universal black fixing mat	0	0
RA-23	4" (10 cm) adjustable lateral trunk supports	0	0
RA-24	6" (15 cm) adjustable lateral trunk supports	0	0
AB-08-H	Contoured headrest	0	0
AE-02	Catheter drainage bag hook	0	0

+: Standard 0: Optional —: Not available

Vinyl upholstery standard. Crypton fabric and Silvertex vinyl available as options. Meets CA TB117-2013 fire standards.

TECHNICAL SPECIFICATIONS

	Dyn-Ergo (S-150)					Evolution (S-250)				
	16	18	20	22	24	16	18	20	22	24
Maximum width	58" / 147 cm					57" / 145 cm				
Minimum width	31" / 79 cm					32" / 81 cm				
Overall width	23" / 58 cm	25 1/2" / 65 cm	27" / 69 cm	29" / 74 cm	30 1/2" / 77 cm	25 1/2" / 65 cm	28" / 71 cm	29 1/2" / 75 cm	31 1/2" / 80 cm	33" / 84 cm
Overall width with option SA-30	27" / 69 cm	29 1/2" / 75 cm	31" / 79 cm	33" / 84 cm	34 1/2" / 88 cm	—	—	—	—	—
Maximum height	54" / 137 cm					54 1/2" / 138 cm				
Minimum height	36 1/2" / 93 cm					38" / 97 cm				
Seat width	15 1/2" / 39 cm	18" / 46 cm	19 1/2" / 50 cm	21 1/2" / 55 cm	23" / 58 cm	15 1/2" / 39 cm	18" / 46 cm	19 1/2" / 50 cm	21 1/2" / 55 cm	23" / 58 cm
Seat depth	Adjustable from 13 3/4" to 18" (35 to 46 cm)									
Seat height	Adjustable from 13 1/2" to 18 1/2" / 34 to 47 cm					Adjustable from 16" to 21" / 41 to 53 cm				
Armrest height	Adjustable from 8" to 9 1/2" / 20 to 24 cm					Adjustable from 6" to 9 3/4" / 15 to 25 cm				
Backrest tilt	Adjustable from 95 to 115 degrees									
Maximum seat tilt	34 degrés					23 degrés				
Weight without accessories	46 lbs. / 21 kg	49 lbs. / 22 kg	52 lbs. / 24 kg	62 lbs. / 28 kg	65 lbs. / 29 kg	70 lbs. / 32 kg	73 lbs. / 33 kg	76 lbs. / 34 kg	86 lbs. / 39 kg	89 lbs. / 40 kg
Maximum weight capacity	250 lbs. / 113 kg			400 lbs. / 181 kg		250 lbs. / 113 kg			400 lbs. / 181 kg	

our complete product range

MAINTAINING PATIENT AUTONOMY

THERA-GLIDE®
WOOD



THERA-GLIDE®
METAL



THERA-GLIDE®
TRANSITIONAL



DYN-ERGO



NOMAD



VERSATILE



EVOLUTION



UTILITY



COMFORT AND POSITIONING

COMP-POSITION



HARMONY




OPTIMUM



ACCESSORIES

PRE-CURE® PRO
CUSHION



ANTI-SLIP
SURFACES



lpa+

Visit our website or contact us for more details about our range of products.

lpamedical.com

2527 Dalton avenue, Quebec (Qc) G1P 3S6 CANADA
T 418-681-1313 1-800-663-4863 F 418-681-4488

Optima
PRODUCTS INC.

2230 Edgewood Ave S. Suite 3A Minneapolis, MN 55426
952-745-0027 | 888-990-9394 | optimaol.com